








Please rate this document after reviewing at the bottom of this page.

SPECIAL SERVICE TOOLS

Tool Name / Number	Illustration	Description
RKE Battery Checker (09954-2P100)		Measuring the RKE battery voltage
Calibration jig for LDW or LKA (09890-3V100)		Calibration of LDW (Lane Departure Warning) or LKA (Lane Keeping Assist)
BCW Unit Correction Tool Set (09958-3T000)		Used to correct the BCW unit.
Vertical Plumb (09958-3T010)		Used to correct the BCW unit.Used to create a center line.
Optical Receiver (09958-3T020)		Used to correct the BCW unit.Used to create a center line.
Front Setting Jig (09958-3T030)		Used to correct the BCW unit.Used to create a center line.
Vertical Measuring Device Plate (09958-3T040)		Used to correct the BCW unit.Used to create a center line.
Angle Measuring Plate		Used to correct the BCW unit.Used to measure

(09958-3T050)		the horizontal angle.
Vertical Measuring Device (09958-3T060)		Used to correct the BCW unit.Used to create a center line.
Spirit Level (09958-3T070)		Used to correct the BCW unit.Used to measure the horizontal angle.
BCW Unit Fixing Adaptor (09958-3T080)		Used to correct the BCW unit.Used to measure the horizontal angle.
Digital Protractor (09958-3T090)		Used to correct the BCW unit.Used to measure the horizontal angle.
Digital Inclinator (09958-3T100)		Used to correct the BCW unit.Used to measure the vertical angle.

*** Thanks for your cooperation for the more quality. Please surely rate this document before closing.**